


happybottoms™ impact sheet



OCTOBER 2024

diapers out the door 575,170
children served 6,531


volunteers 370
volunteer hours 815
outreach events 3



YTD

distribution sites: 79


potty kits distributed 448
outreach diapers distributed 62,515
volunteers 4,068
volunteer hours 9,115



diapers provided 4,864,245

October Notables

- **YTD Unique Children Served**
16,616 (28% increase from 2023, 16,218 unique children served in all of 2023)
- **YTD Diapers Provided**
4.86M vs 2.77M (75% increase from 2023)
- **YTD Physical Diaper Donations**
1,104,994 diapers



diapers distributed since 2009

26,558,767

